

High power NPN epitaxial planar bipolar transistor

Features

- High breakdown voltage $V_{CE0} = 230\text{ V}$
- Complementary to 2STA1962
- Fast-switching speed
- Typical $f_T = 30\text{ MHz}$

Application

- Audio power amplifier

Description

This device is a NPN transistor manufactured using new BiT-LA (Bipolar Transistor for linear amplifier) technology. The resulting transistor shows good gain linearity behaviour.

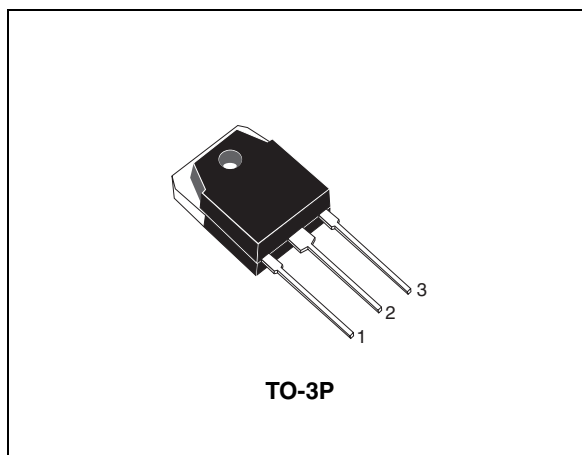


Figure 1. Internal schematic diagram

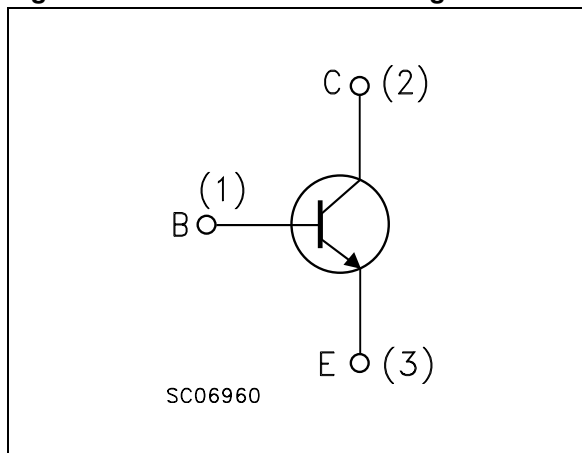


Table 1. Device summary

| Order code | Marking | Package | Packaging |
|------------|----------|---------|-----------|
| 2STC5242 | 2STC5242 | TO-3P | Tube |

1 Electrical ratings

Table 2. Absolute maximum ratings

| Symbol | Parameter | Value | Unit |
|-----------|---|------------|------------------|
| V_{CBO} | Collector-base voltage ($I_E = 0$) | 230 | V |
| V_{CEO} | Collector-emitter voltage ($I_B = 0$) | 230 | V |
| V_{EBO} | Emitter-base voltage ($I_C = 0$) | 5 | V |
| I_C | Collector current | 15 | A |
| I_{CM} | Collector peak current | 30 | A |
| P_{tot} | Total dissipation at $T_C = 25^\circ\text{C}$ | 150 | W |
| T_{stg} | Storage temperature | -55 to 150 | $^\circ\text{C}$ |
| T_J | Operating junction temperature | 150 | $^\circ\text{C}$ |

Table 3. Thermal data

| Symbol | Parameter | Value | Unit |
|----------------|--------------------------------------|-------|--------------------|
| $R_{thJ-case}$ | Thermal resistance junction-case Max | 0.83 | $^\circ\text{C/W}$ |

2 Electrical characteristics

($T_{\text{case}} = 25\text{ °C}$ unless otherwise specified)

Table 4. Electrical characteristics

| Symbol | Parameter | Test conditions | Min. | Typ. | Max. | Unit |
|---|---|--|----------|--------------------|------|---|
| I_{CBO} | Collector cut-off current ($I_{\text{E}} = 0$) | $V_{\text{CB}} = 230\text{ V}$ | | | 5 | μA |
| I_{EBO} | Emitter cut-off current ($I_{\text{C}} = 0$) | $V_{\text{EB}} = 5\text{ V}$ | | | 5 | μA |
| $V_{(\text{BR})\text{CEO}}^{(1)}$ | Collector-emitter breakdown voltage ($I_{\text{B}} = 0$) | $I_{\text{C}} = 50\text{ mA}$ | 230 | | | V |
| $V_{(\text{BR})\text{CBO}}$ | Collector-base breakdown voltage ($I_{\text{E}} = 0$) | $I_{\text{C}} = 100\text{ }\mu\text{A}$ | 230 | | | V |
| $V_{(\text{BR})\text{EBO}}^{(1)}$ | Emitter-base breakdown voltage ($I_{\text{C}} = 0$) | $I_{\text{E}} = 1\text{ mA}$ | 5 | | | V |
| $V_{\text{CE(sat)}}^{(1)}$ | Collector-emitter saturation voltage | $I_{\text{C}} = 8\text{ A}$ $I_{\text{B}} = 800\text{ mA}$ | | | 3 | V |
| V_{BE} | Base-emitter voltage | $I_{\text{C}} = 7\text{ A}$ $V_{\text{CE}} = 5\text{ V}$ | | | 1.5 | V |
| h_{FE} | DC current gain | $I_{\text{C}} = 1\text{ A}$ $V_{\text{CE}} = 5\text{ V}$ $I_{\text{C}} = 7\text{ A}$ $V_{\text{CE}} = 5\text{ V}$ | 80 35 | | 160 | |
| t_{on} t_{s} t_{f} | Resistive load Turn-on time Storage time Fall time | $V_{\text{CC}} = 60\text{ V}$ $I_{\text{C}} = 5\text{ A}$ $I_{\text{B1}} = -I_{\text{B2}} = 0.5\text{ A}$ | | 0.24 4.7 0.6 | | μs μs μs |
| f_{T} | Transition frequency | $I_{\text{C}} = 1\text{ A}$ $V_{\text{CE}} = 5\text{ V}$ | | 30 | | MHz |
| C_{CBO} | Collector-base capacitance ($I_{\text{E}} = 0$) | $V_{\text{CB}} = 10\text{ V}$ $f = 1\text{ MHz}$ | | 150 | | pF |

1. Pulsed: pulse duration = 300 μs , duty cycle $\leq 1.5\%$

2.1 Electrical characteristics (curves)

Figure 2. Safe operating area

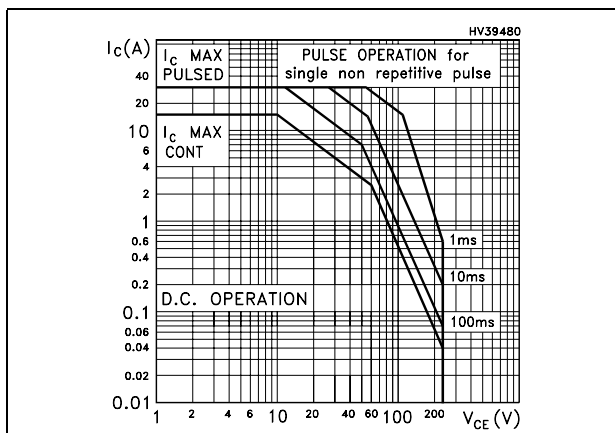


Figure 3. Derating curve

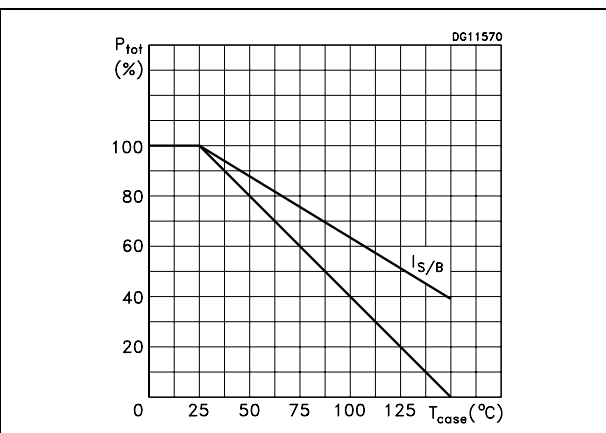


Figure 4. Output characteristics

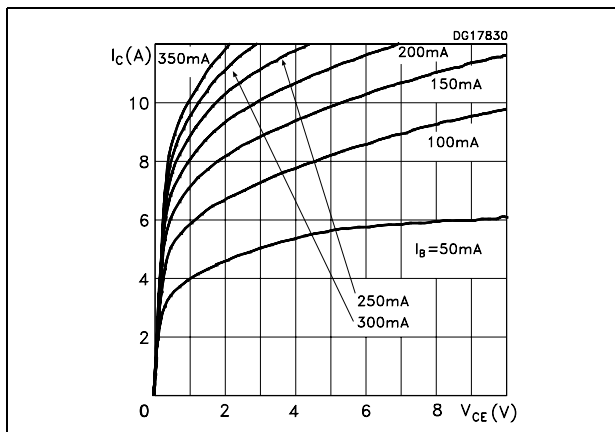


Figure 5. DC current gain

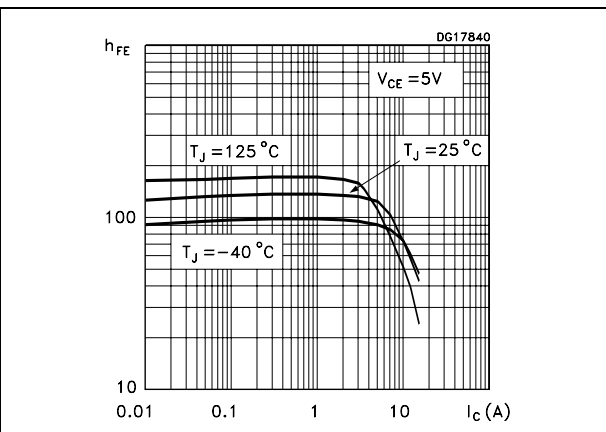


Figure 6. Collector-emitter saturation voltage

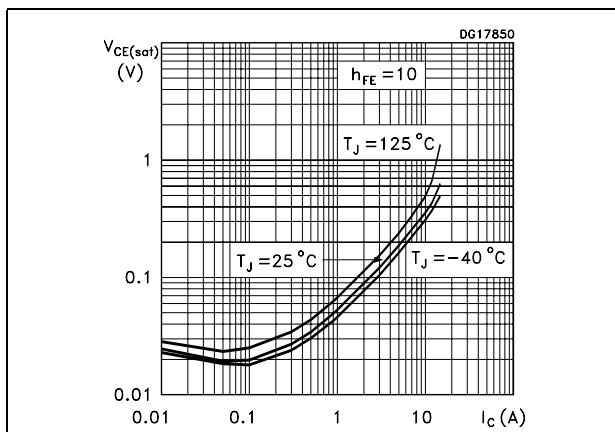
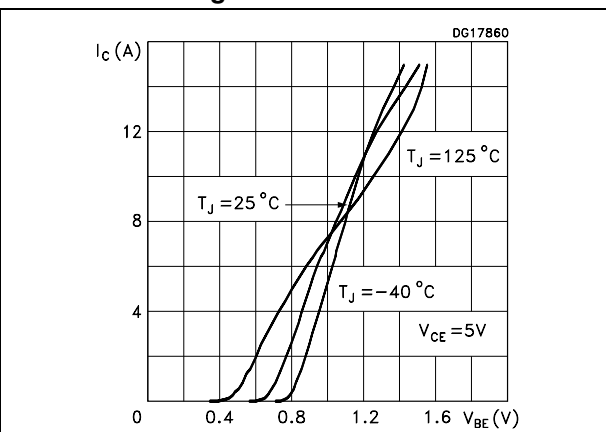
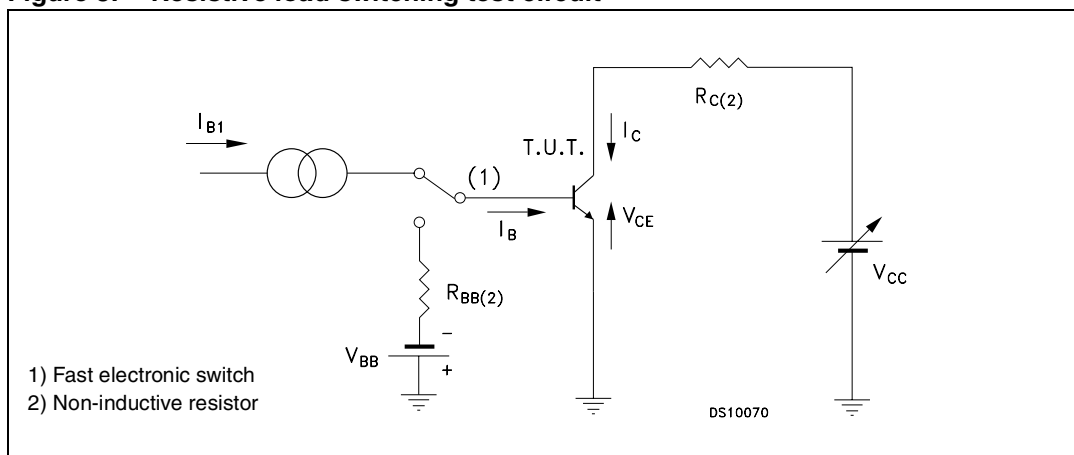


Figure 7. Collector current vs base-emitter voltage



2.2 Test circuit

Figure 8. Resistive load switching test circuit

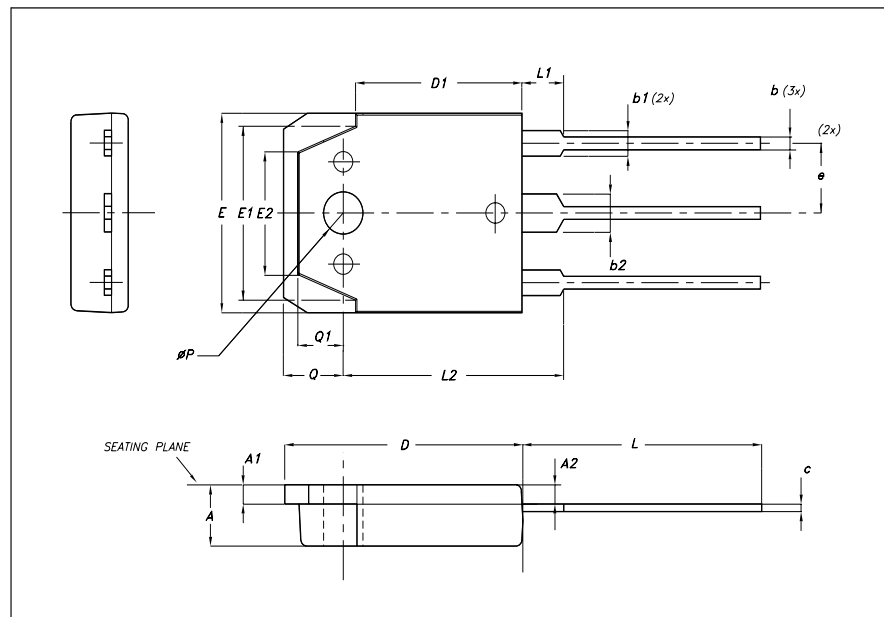


3 Package mechanical data

In order to meet environmental requirements, ST offers these devices in ECOPACK® packages. These packages have a Lead-free second level interconnect . The category of second level interconnect is marked on the package and on the inner box label, in compliance with JEDEC Standard JESD97. The maximum ratings related to soldering conditions are also marked on the inner box label. ECOPACK is an ST trademark. ECOPACK specifications are available at: www.st.com

TO-3P Mechanical data

| DIM. | mm. | | |
|------|-------|-------|-------|
| | MIN. | TYP | MAX. |
| A | 4.6 | | 5 |
| A1 | 1.45 | 1.50 | 1.65 |
| A2 | 1.20 | 1.40 | 1.60 |
| b | 0.80 | 1 | 1.20 |
| b1 | 1.80 | | 2.20 |
| b2 | 2.80 | | 3.20 |
| c | 0.55 | 0.60 | 0.75 |
| D | 19.70 | 19.90 | 20.10 |
| D1 | | 13.90 | |
| E | 15.40 | | 15.80 |
| E1 | | 13.60 | |
| E2 | | 9.60 | |
| e | 5.15 | 5.45 | 5.75 |
| L | 19.50 | 20 | 20.50 |
| L1 | | 3.50 | |
| L2 | 18.20 | 18.40 | 18.60 |
| P | 3.10 | | 3.30 |
| Q | | 5 | |
| Q1 | | 3.80 | |



4 Revision history

Table 5. Document revision history

| Date | Revision | Changes |
|-------------|-----------------|--|
| 28-Sep-2007 | 1 | Initial release. |
| 11-Dec-2007 | 2 | Document promoted from preliminary data to datasheet. |
| 14-Jul-2008 | 3 | Updated total power dissipation and relevant thermal resistance junction-case value. |

Please Read Carefully:

Information in this document is provided solely in connection with ST products. STMicroelectronics NV and its subsidiaries ("ST") reserve the right to make changes, corrections, modifications or improvements, to this document, and the products and services described herein at any time, without notice.

All ST products are sold pursuant to ST's terms and conditions of sale.

Purchasers are solely responsible for the choice, selection and use of the ST products and services described herein, and ST assumes no liability whatsoever relating to the choice, selection or use of the ST products and services described herein.

No license, express or implied, by estoppel or otherwise, to any intellectual property rights is granted under this document. If any part of this document refers to any third party products or services it shall not be deemed a license grant by ST for the use of such third party products or services, or any intellectual property contained therein or considered as a warranty covering the use in any manner whatsoever of such third party products or services or any intellectual property contained therein.

UNLESS OTHERWISE SET FORTH IN ST'S TERMS AND CONDITIONS OF SALE ST DISCLAIMS ANY EXPRESS OR IMPLIED WARRANTY WITH RESPECT TO THE USE AND/OR SALE OF ST PRODUCTS INCLUDING WITHOUT LIMITATION IMPLIED WARRANTIES OF MERCHANTABILITY, FITNESS FOR A PARTICULAR PURPOSE (AND THEIR EQUIVALENTS UNDER THE LAWS OF ANY JURISDICTION), OR INFRINGEMENT OF ANY PATENT, COPYRIGHT OR OTHER INTELLECTUAL PROPERTY RIGHT.

UNLESS EXPRESSLY APPROVED IN WRITING BY AN AUTHORIZED ST REPRESENTATIVE, ST PRODUCTS ARE NOT RECOMMENDED, AUTHORIZED OR WARRANTED FOR USE IN MILITARY, AIR CRAFT, SPACE, LIFE SAVING, OR LIFE SUSTAINING APPLICATIONS, NOR IN PRODUCTS OR SYSTEMS WHERE FAILURE OR MALFUNCTION MAY RESULT IN PERSONAL INJURY, DEATH, OR SEVERE PROPERTY OR ENVIRONMENTAL DAMAGE. ST PRODUCTS WHICH ARE NOT SPECIFIED AS "AUTOMOTIVE GRADE" MAY ONLY BE USED IN AUTOMOTIVE APPLICATIONS AT USER'S OWN RISK.

Resale of ST products with provisions different from the statements and/or technical features set forth in this document shall immediately void any warranty granted by ST for the ST product or service described herein and shall not create or extend in any manner whatsoever, any liability of ST.

ST and the ST logo are trademarks or registered trademarks of ST in various countries.

Information in this document supersedes and replaces all information previously supplied.

The ST logo is a registered trademark of STMicroelectronics. All other names are the property of their respective owners.

© 2008 STMicroelectronics - All rights reserved

STMicroelectronics group of companies

Australia - Belgium - Brazil - Canada - China - Czech Republic - Finland - France - Germany - Hong Kong - India - Israel - Italy - Japan - Malaysia - Malta - Morocco - Singapore - Spain - Sweden - Switzerland - United Kingdom - United States of America

www.st.com

Mouser Electronics

Authorized Distributor

Click to View Pricing, Inventory, Delivery & Lifecycle Information:

[STMicroelectronics:](#)

[2STC5242](#)